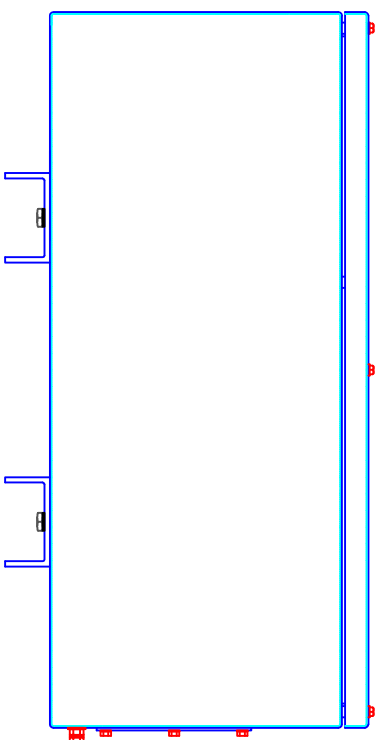
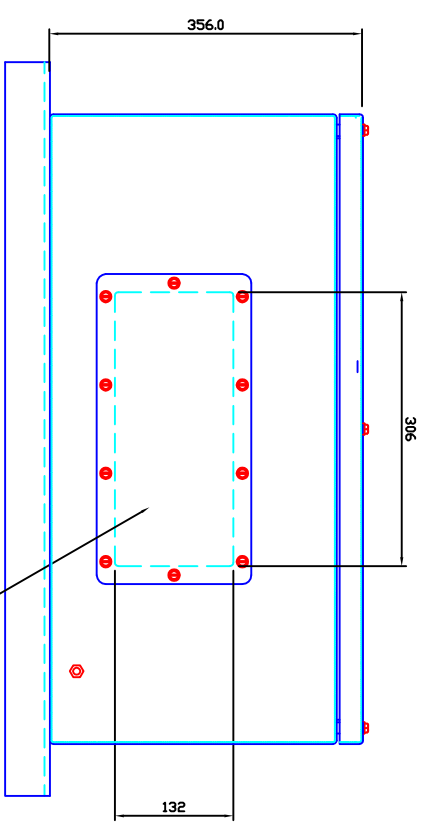


END ELEVATION

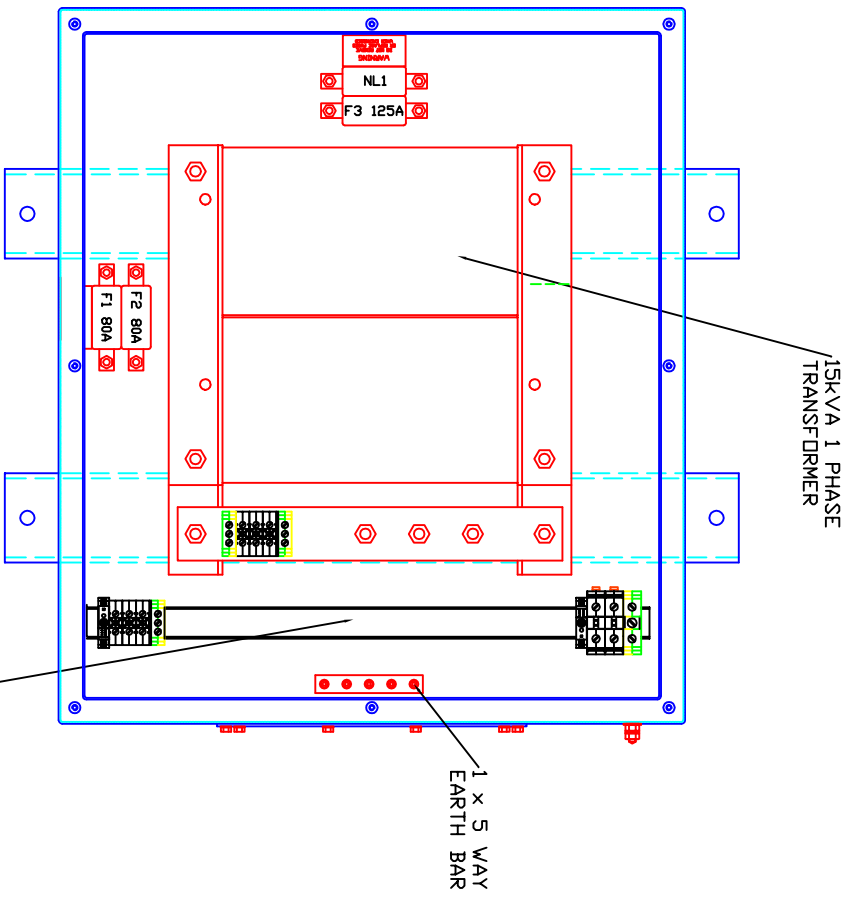


ELEVATION



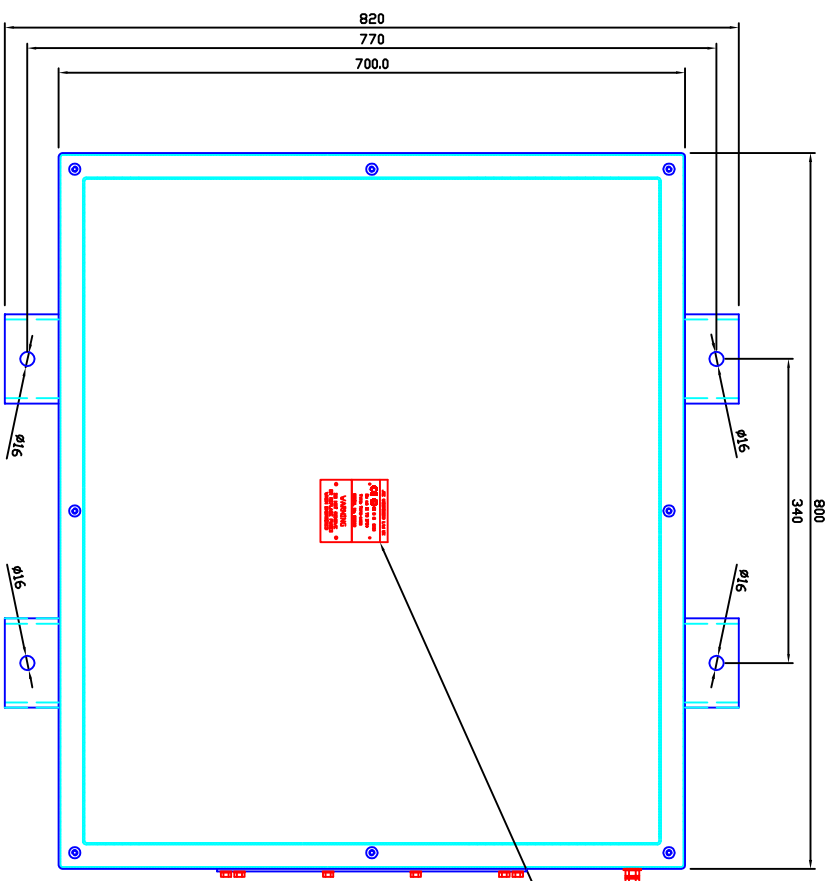
END ELEVATION

REMOVABLE  
GLAND PLATE.



INTERNAL LAYOUT

- 1 x TS35 DINRAIL C/V
- 3 x PHDENIX UK35 TERMINALS
- 1 x PHDENIX USLKG35 EARTH TERMINALS
- 2 x BAME END STOPS
- 2 x PHDENIX UKH50 TERMINALS
- 1 x PHDENIX USLKG50 EARTH TERMINAL



PLAN

M8 INTERNAL / EXTERNAL  
EARTH STUD

CERTIFICATION & WARNING  
LABELS. SEE DETAIL A BELOW

<p><b>WARNING</b></p> <p>DO NOT REMOVE OR REPLACE FUSES WHEN ENERGISED</p>	
<p>JCE (ABERDEEN) LTD UK</p> <p>CE II 3 G 2010</p> <p>Ex nA II T3 IP54</p> <p>TYPE: TRFE-1422</p> <p>SERIAL No. 22363</p>	<p>DO NOT REMOVE OR REPLACE FUSES WHEN ENERGISED</p>

DETAIL A

NOTES

- ENCLOSURE:  
MILD STEEL ENCLOSURE
- GLAND PLATE: 3mm THK.
- BRACKETS: 100X50X5 PFC
- COATING: POLYESTER  
POWDER COATING.
- COLOUR: BLACK
- RATING: Ex nA II T3
- IP RATING: IP54
- WEIGHT: 85KG
- ALL DIMENSIONS IN  
MILLIMETRES.

DESCRIPTION

BY APP DATE REV

ISSUED FOR COMMENT / APPROVAL DM 05.11.10 1

REVISED FOR COMMENT / APPROVAL DM 10.11.10 2

REVISED FOR COMMENT / APPROVAL J.J. 25.11.10 3

ISSUED FOR CONSTRUCTION J.J.D.M 30.11.10 4

TITLE

Ex nA 15KVA  
TRANSFORMER PANEL  
G.A. / ASSEMBLY

JCE (ABERDEEN) Ltd.  
Ex EQUIPMENT MANUFACTURERS, SUPPLIERS  
& PROJECT ENGINEERING  
TEL (01224) 798600  
FAX (01224) 798601

SHEET

DRAWING NUMBER 22363-001 REV 4